



EMBRACE OPPORTUNITY

HONOR TRADITION

**Village President**  
Mike Reid, Jr.

**Village Trustees**  
Heather Fodor  
Aaron Kelly  
Toby Koth  
Lionel Mott  
Laura Pollastrini  
Erik Robinson

Meeting Agenda  
Business Development Commission  
July 13, 2022, 6:30 p.m.  
234 S. State St. Hampshire, IL 60140

1. Call to Order
2. Public Comments
3. Review of meeting minutes from June 8, 2022
4. Update on Streetscape
5. Beautification Committee Report
  - A. Tentative vote on The Kave Application if passed through Beautification
6. Developing a long-term strategy for the Business Development Commission
  - A. Evaluation/selection of economic development strategies
7. Hampshire's Very Own
  - A. List of remaining companies
    1. Chick n' Dip
    2. RK Services
    3. Krueger Accounting
    4. Iron Wok
8. Update on new or existing businesses in the Village
9. New Business
10. Adjournment

**VILLAGE OF HAMPSHIRE**

234 S. State Street, P.O. Box 457, Hampshire, IL 60140-0457  
847-683-2181 phone / 847-683-4915 fax

[hampshireil.org](http://hampshireil.org)

Attendance: By Public Act 101-0640, all public meetings and public hearings for essential governmental services may be held by video or tele conference during a public health disaster, provided there is an accommodation for the public to participate, and submit questions and comments prior to meeting. If you would like to attend this meeting by Video or Tele Conference, you must e-mail the Village Clerk with your request no later than noon (12 PM) the day of the meeting. A link to participate will be sent to your e-mail address, including all exhibits and other documents (the packet) to be considered at the meeting.

Recording: Please note that all meetings held by videoconference will be recorded, and the recordings will be made public. While State Law does not required consent, by requesting an invitation, joining the meeting by link or streaming, all participants acknowledge and consent to their image and voice being recorded and made available for public viewing.

Accommodations: The Village of Hampshire, in compliance with the Americans with Disabilities Act, requests that persons with disabilities, who require certain accommodations to allow them to observe and/or participate in the meeting(s) or have questions about the accessibility of the meeting(s) or facilities, contact the Village at 847-683-2181 to allow the Village to make reasonable accommodations for these persons.



EMBRACE OPPORTUNITY

HONOR TRADITION

**Village President**  
Mike Reid, Jr.

**Village Trustees**  
Heather Fodor  
Aaron Kelly  
Toby Koth  
Lionel Mott  
Laura Pollastrini  
Erik Robinson

Business Development Commission  
Meeting Minutes  
234 S. State St, Hampshire, IL 60140  
(Virtual Meeting Optional)

The regular meeting of the Business Development Commission of Hampshire was called to order by Commissioner Krajecki in person and through a MS Teams video chat on June 8<sup>th</sup>, 2022.

Call to order at 6:38 pm

Virtual: None

In-person: Village Trustee Aaron Kelly, Commissioners David Pizzolato, Ryan Krajecki and Bill Swalwell

Roll call confirmed - (quorum established)

**Public Comments:**

- Vince Alfano introduced to the BDC that he will be opening an Italian restaurant serving Chicago style pizza and Italian food this Fall at 270 N State St. The BDC welcomed Mr. Alfano, shared resources available within the Village, appreciate his consideration in choosing Hampshire and wish him all the success.

**Meeting Minutes Approval From 5/11/22:**

- Commissioner Pizzolato moved to make a motion to approve with noted changes to the 5/11/22 meeting minutes
  - Second by Commissioner Swalwell
  - Motion carried by voice vote:
    - Ayes: Kelly, Swalwell, Krajecki and Pizzolato
    - Nays: None
    - Absent: Trzaska

**Update of the Downtown Streetscape Project**

- Commissioner Krajecki spoke with Village Administrator Hedges and relayed that the downtown streetscape has encountered a couple of elements that needed to be fixed during the street work, but the project should conclude on time.

**Renewal of the Main Street Program**

VILLAGE OF HAMPSHIRE

234 S. State Street, P.O. Box 457, Hampshire, IL 60140-0457  
847-683-2181 phone / 847-683-4915 fax

[hampshireil.org](http://hampshireil.org)

- The Village has renewed our membership with the Main Street Organization. The BDC will discuss the role that Main Street will play at July's meeting, now that Commissioner Kopacz is no longer part of the BDC.

### **Beautification Committee Report**

- Commissioner Swalwell presented the following Façade Program applications for consideration:
  - The owner of 199 S. State Street (formerly Rose Garden) has submitted a proposal to update the façade with a combination of brick, stucco and paint. The BDC discussed the impact of the update to the façade program's mission and would like to see more options and bids yet is comfortable to pass a recommendation onto the Village Board.
  - Trustee Kelly moved to make a motion recommending the reimbursement for the façade improvement project at 199 S. State Street at 75%, upon the condition that one of three concepts presented and discussed is selected by the Village Board, along with two project bids for each concept are provided.
    - Second by Commissioner Pizzolato
    - Motion carried by voice vote:
      - Ayes: Kelly, Swalwell, Krajecki and Pizzolato
      - Nays: None
      - Absent: Trzaska
  - The owner of 199 Maple Place has submitted an application (Block's Fresh Market) to update their façade with a combination of brick, paint and gutter replacement. These enhancements will update and replace damage that has been done over the years.
  - Commissioner Pizzolato moved to make a motion recommending the reimbursement of 75% for the façade improvement application at 199 Maple Place in the amount of \$20,321.25.
    - Second by Trustee Kelly
    - Motion carried by voice vote:
      - Ayes: Kelly, Swalwell, Krajecki and Pizzolato
      - Nays: None
      - Absent: Trzaska

### **Developing a long-term strategy for the Business Development Commission**

- Trustee Kelly moved to make a motion to table the discussion of the remaining strategies to the July BDC meeting
  - Second by Commissioner Pizzolato
  - Motion carried by voice vote:
    - Ayes: Kelly, Swalwell, Krajecki and Pizzolato
    - Nays: None
    - Absent: Trzaska

### **Hampshire's Very Own**

- The current schedule of Hampshire's Very Own articles will be as follows:
  - O'Reilly Family Dental
  - Chick n' Dip
  - RK Services

#### **VILLAGE OF HAMPSHIRE**

234 S. State Street, P.O. Box 457, Hampshire, IL 60140-0457  
847-683-2181 phone / 847-683-4915 fax

[hampshireil.org](http://hampshireil.org)

- Krueger Accounting
- Iron Wok

#### **Update on New or Existing Business Update**

- No updates

#### **Adjourn**

- Trustee Swalwell moved to make a motion to adjourn at 8:58 pm.
  - Second by Commissioner Pizzolato
  - Motion carried by voice vote:
    - Ayes: Kelly, Swalwell, Krajecki and Pizzolato
    - Nays: None
    - Absent: Trzaska

#### **VILLAGE OF HAMPSHIRE**

234 S. State Street, P.O. Box 457, Hampshire, IL 60140-0457  
847-683-2181 phone / 847-683-4915 fax

**hampshireil.org**



Village of Hampshire  
234 S. State Street, Hampshire, IL 60140  
Phone: 847-683-2181 • www.hampshireil.org

## FAÇADE IMPROVEMENT PROGRAM APPLICATION

### Applicant Information:

Name: GINA PEARSON Phone: 847-346-8165  
Address: 16N971 GLEN OAKS CT. Email: gina.pearson.73@gmail.com

### Property Owner Information (if different from applicant):

Name: DAVID RUTH Phone: 847-287-5651  
Address: 152 SOUTH ST. Email: \_\_\_\_\_

### Property Information

Business Name: THE KAVE Total Eligible Expenses: \$37,200.00  
Address: 123 WASHINGTON AVE Parcel Identification Number: 01-22-352-008

### Proposed Improvements (Check all that apply):

- |   |   |
|---|---|
| <input type="checkbox"/> Brick Cleaning                                 | <input type="checkbox"/> Original architectural features repair and replacement |
| <input checked="" type="checkbox"/> Awnings                             | <input type="checkbox"/> Exterior doors   |
| <input checked="" type="checkbox"/> Tuck Pointing                       | <input type="checkbox"/> Windows and window frames                              |
| <input type="checkbox"/> Exterior Lighting                              | <input type="checkbox"/> Shutters   |
| <input checked="" type="checkbox"/> Painting                            | <input type="checkbox"/> Stairs, porches, railings                              |
| <input type="checkbox"/> Streetscape elements                           | <input checked="" type="checkbox"/> Roof  |
| <input type="checkbox"/> Wall facade repair or improvement              | <input type="checkbox"/> Exterior improvements for ADA                          |
| <input type="checkbox"/> Landscaping                                    |   |
| <input checked="" type="checkbox"/> Other <u>NEW GUTTERS/DOWNSPOUTS</u> |   |

### Description of proposed work:

- TEAR OFF UPPER ROOF & REPLACE W/NEW ASPHALT SHINGLES
- TEAR OFF CEDAR SHAKE ROOF ON LOWER AWNING & REPLACE W/METAL ROOF.
- REPAIR ALL UPPER SOFIT/FASCIA & SIDING.
- TUCK POINT LOWER EAST SIDE OF BUILDING
- REPAINT & STAIN VARIOUS AREAS
- INSTALL NEW GUTTERS & DOWNSPOUTS ON UPPER ROOF.

I agree to comply with the guidelines and standards of the Village of Hampshire facade Improvement Assistance Program and I understand that this is a voluntary program under which the village has the right to approve or deny any project or proposal or portions thereof.

David Ruth  
Applicant Signature

6/13/22  
Date

David Ruth  
Print Name

If the applicant is other than the owner, the owner must complete the following:

I certify that I am the owner of the property located at 123 Washington Ave.  
Hampshire, IL, and that I authorize the applicant to apply for assistance under the Village of Hampshire Facade Improvement Program and undertake the approved improvements.

David Ruth / Gina K Pearson

David Ruth  
Signatures

6/13/22  
Date

David Ruth / Gina K Pearson

ORRIS c RUTH  
Print Names



**The Kave**

123 Washington Ave - Hampshire IL

Facade Improvement Program Committee,

6/13/2022

The Ruth family started their bar business in 1935 with our Grandfather Charlie Ruth and then in 1965, our father Orris Ruth bought into the business. After his many years and changing locations downtown to Washington St., Chuck's Pub was the place to go to have a drink. Now for just over 14 years son David Ruth and daughter Gina Pearson own the 3rd generation bar in the great downtown of Hampshire, now called The Kave. That's over 65 years of slinging Old Style to the residents of Hampshire! The current location was originally a black smith shop, followed by the Post Office. Then it was turned into Chuck's Tap, Chuck's Pub and now The Kave. We are proud to have a family business that has been such a success in a small town. Although times are not always easy, especially during our recent pandemic. Our goal always has been and will continue to be to serve the community of Hampshire and grow with it as time moves along.

During the pandemic, we were forced to think outside the box and be creative as to how we would bring customers to our location. Not being a bar that offers food or being able to offer inside entertainment, we decided to bring various food trucks to Hampshire and schedule downtown concerts! Something that had never been before! Those two things have grown and we are excited to see how much more we can offer the community in the future.

Last year we started to work on some well overdue projects on the building. With hosting concerts we wanted to spruce up the place! Starting these smaller projects, it made us realize how truly the building is in need of repair. We started painting windows and shutters, but realized there was a much bigger list of things that needed to be addressed quickly! The following is the beginning of the list that we will need to accomplish this year and you will see in the pictures there is more work to be done. We took the building and broke it down into what needed the most attention!

When we heard of the Facade improvement program we were hopeful that these large projects would now be accomplished. As you all know, just coming out of the pandemic business is just starting to pick up again. With the downtown being redone we are losing money again. This is an opportunity for us to get this work funded in a way that would not be possible under normal circumstances. We can't wait for the downtown to be redone and beautiful again. With the help of this program, we are confident this will continue to help The Kave represent Hampshire in the most beautiful way.

Thank you for your time and consideration of our application.

David Ruth and Gina Pearson






THE TOP ASPHALT  
ROOF WILL COMPLETELY  
TORN OFF & REPLACED  
WITH 30YR. ARCHITECTURAL  
SHINGLES.

THIS ROOF WAS LAST  
SHINGLED IN 1990!

\*NEW GUTTERS & DOWNSPOUTS  
WILL BE INSTALLED ON  
THE UPPER ROOF IN BOTH  
THE FRONT & REAR OF  
THE BUILDING.





THE FRONT  
& SIDE  
AWNINGS,  
WILL BE  
REPLACED  
WITH A  
METAL ROOF.

(SIMILAR TO  
THE ONE AT  
PETERSON'S PROPANE  
OFFICE ON STATE ST)



THE ENTIRE EAST SIDE WALL UNDER THE AWNING IS IN DESPERATE NEED OF TUCK POINTING. THIS WALL WILL BE REPAIRED.






ALLEY SIDE BRICK WALL  
WILL BE PAINTED.

ALL UPPER WINDOWS ON BACK  
WILL BE RE-PAWTED.

BACK WALL & FENCE  
WILL BE REPAWTED

UPPER STAIR COVER  
WILL BE REPAWRED  
& RE-PAWTED.





FRONT & SIDE ENTRY OAK WILL BE  
SANDED, RE-STAINED & NEW POLYURETHANE  
WILL BE APPLIED.



FRONT, UPPER  
RIGHT SIDING,  
SOFFIT & FASCIA  
WILL ALL BE  
REPAIRED. INCLUDED  
IN ROOFW6 BID.



FRONT  
SOFFIT, FASCIA,  
& SIDING WILL  
BE CLEANED &  
POWER WASHED.




AFTER PICTURES OF  
OUR 2021  
EXTERIOR PAINTING!

SOME MORE PICS  
OF OUR 2021  
EXTERIOR PAINTING  
TRANSFORMATION.







BEFORE  
PICTURES OF  
OUR 2021  
PAINTING OF  
EXTERIOR  
WINDOWS &  
SHUTTERS





AFTER PICTURES OF OUR 2021  
EXTERIOR WINDOW & SHUTTER  
PAINTING!

# Proposal

Page No.

of

Pages

**Eickhorst Construction, Inc.**  
 160 Oak Street  
 Hampshire, IL 60140  
 Office: 847-683-4916 Cell: 847-871-3419

2598

PROPOSAL SUBMITTED TO <b>The Kave</b>		PHONE	DATE <b>May-2022</b>
STREET <b>Washington st</b>		JOB NAME <b>Reroofing + Gutter</b>	
CITY, STATE and ZIP CODE <b>Hampshire IL</b>		JOB LOCATION	
ARCHITECT	DATE OF PLANS	JOB PHONE	

We hereby submit specifications and estimates for:

Tear off upper roof shingles + metal edging.  
 Remove shake shingles from 2 lower entrance roofs.  
 Replace any bad wood if need for 3<sup>rd</sup> per sq foot.  
 Ice + Water shield to code - felt - rake + drip metal - Vents - Plumbing.  
 Fix loose upper fascia + Soffit siding N-W corner +  
 Haulaway all debris daily. Flash Brick walls.  
 Pro Rib style roofing on entrance roofs - metal Fascia also.  
 30 yr architectural style shingles upper roof.  
 5 inch seamless gutter's on upper roof section  
 North + South side 4 set's down spout's  
 Fix loose siding + Fascia on upper corner of  
 building North west corner.  
 Pick up permits.

**We Propose** hereby to furnish material and labor — complete in accordance with above specifications, for the sum of:

Payment to be made as follows: \_\_\_\_\_ dollars (\$ **32500<sup>00</sup>** ).

Payment to be made as follows:

**Upon completion of job**

All material is guaranteed to be as specified. All work to be completed in a workmanlike manner according to standard practices. Any alteration or deviation from above specifications involving extra costs will be executed only upon written orders, and will become an extra charge over and above the estimate. All agreements contingent upon strikes, accidents or delays beyond our control. Owner to carry fire, tornado and other necessary insurance. Our workers are fully covered by Workman's Compensation Insurance.

Authorized  
Signature

*James East*

Note: This proposal may be withdrawn by us if not accepted within \_\_\_\_\_ days.

**Acceptance of Proposal**—The above prices, specifications and conditions are satisfactory and are hereby accepted. You are authorized to do the work as specified. Payment will be made as outlined above.

Date of Acceptance: \_\_\_\_\_

Signature \_\_\_\_\_

Signature \_\_\_\_\_

# IKO StormShield®

ICE & WATER PROTECTOR



## Ice & Water Protector

An economical modified bitumen roll roofing product with a self-adhesive backing protected by a silicone-treated release sheet, which is easily removed during installation.

- ✓ Helps prevent water leakage due to ice dams and wind-driven rain
- ✓ Improved flexibility for superior performance
- ✓ Slip-resistant surface for safe application
- ✓ Tear-resistant membrane
- ✓ Glass fiber-reinforced for extra strength
- ✓ Self-adhesive for watertight sealing
- ✓ Self-sealing around roofing nails

### PRODUCT SPECIFICATIONS

Length	65' (19.8 m)
Width	36" (914 mm)
Package	195 sq. ft. (18.1 m <sup>2</sup> )

Note: All values shown are approximate



### Protects Against Wind-Driven Rain

Rain, propelled by wind is blown under the shingles, allowing water to penetrate through the unprotected roof deck, causing interior damage. Roofs with lower slopes (2:12 to 5:12) are even more susceptible to this problem.



### Helps Prevent Ice Dams


When melted snow runs down the roof to the colder eaves, an ice dam can form and cause water to back up under the shingles. Eventually, the water penetrates the unprotected roof deck and leaks through, damaging the building's interior.

## PRO4

### ROOFING COMPONENTS

*Shingles alone are usually not enough to protect your home.*

IKO has developed superior multilayered roofing components incorporating our industry-leading products. A complete roofing system ensures your roof's optimum performance.



- 1. Eave Protection.** GoldShield™, ArmourGard™ or IKO StormShield® Ice & Water Protectors and IKO GoldSeam™ Roof Sealing Tape.
- 2. Underlayment.** Stormtite® or RoofGard – Cool Grey™
- 3. Roof Starters.** Leading Edge Plus™ or EdgeSeal®
- 4. Ridge Cap Shingles.** Hip & Ridge™ Series or Ultra HP®

Use IKO StormShield® Ice & Water Protector on these critical roof areas.



Find out more about our products now by talking to an IKO sales representative or your professional contractor or contact us directly at: **United States 1-888-IKO-ROOF (1-888-456-7663), Canada 1-855-IKO-ROOF (1-855-456-7663).** Or visit our website at: [IKO.COM](http://IKO.COM).

## Leading Edge Plus

STARTER STRIPS



## The latest evolution of starter strip.

By installing Leading Edge Plus shingles along the eaves and rakes, you have a straight guide for laying the first course of shingles and trimming the overlying courses. The sealant strip along their bottom edge creates a tight seal to protect shingle ends against wind damage and reduce shingle blow-offs. You no longer have to waste time and material cutting regular shingles to size.

So what is the advantage of using IKO's Leading Edge Plus starter strip shingles?

Leading Edge Plus shingles are fast, easy and convenient to apply. They can be used with any manufacturer's asphalt shingle, not just IKO's.

Leading Edge Plus starter strip shingles are perforated down the middle so you get two starter strips out of each one, and you don't even need a knife to cut them, which will save you valuable time.


Leading Edge Plus gives you 36 starter strips per bundle. Each shingle is more compact, yet yields twice as many strips. So you really can do more with less.

Try Leading Edge Plus on your next project!

### PRODUCT SPECIFICATIONS

Length	40-7/8" (1,038 mm)
Width	7-7/8" (200 mm)
Shingles per bundle	18 x 2 = 36
Coverage per bundle	123 sq. ft. (37 sq. m)
Bundles per skid	45

Note: All values shown are approximate.



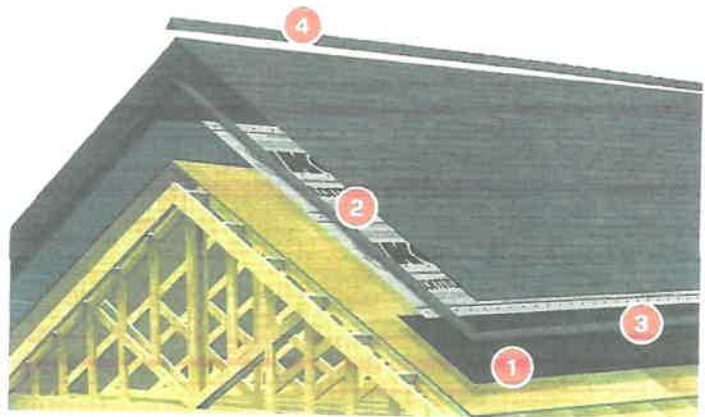
## PRO4

ROOFING COMPONENTS

**BEAUTY. QUALITY. PERFORMANCE.**  
From the outside in.

Shingles are your home's first line of defense, but they protect, perform and look their best when you choose **IKO PRO4 Roofing Accessories** to go with them.

1. **Eave Protection.** GoldShield™, ArmourGard™ or StormShield™ Ice & Water Protectors and IKO GoldSeam™ Roof Sealing Tape
2. **Underlayment.** Stormtite® or RoofGard – Cool Grey™
3. **Roof Starters.** Leading Edge Plus™
4. **Ridge Cap Shingles.** Hip & Ridge Series or IKO Ultra HP®



© Copyright 02/20 - MR1L015

Find out more about our products now by talking to an IKO sales representative or your professional roofing contractor, or contact us directly at: **United States 1-888-IKO-ROOF (1-888-456-7663). Canada 1-855-IKO-ROOF (1-855-456-7663).** Or visit our website at: **IKO.COM.**

Note: The information in this document is subject to change without notice. IKO assumes no responsibility for errors that may appear in this document.

Member of


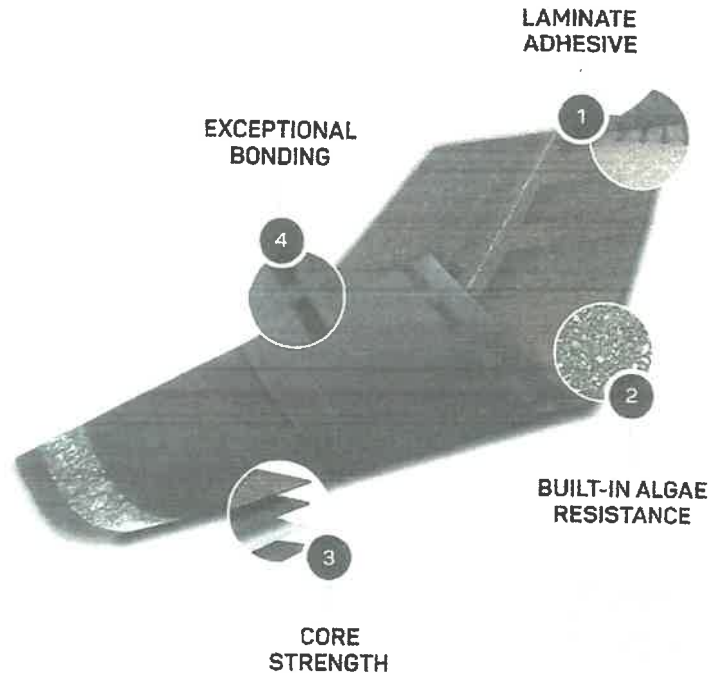


# BEAUTY You Can See. QUALITY You Can Feel.

**NOW THAT IT'S TIME TO REPLACE YOUR ROOF, WHY TAKE ANYTHING FOR GRANTED?** We never do. Since 1951, IKO has been protecting American homes and families just like yours against the elements.

Whether it's elegant and sophisticated or laid-back and casual, or somewhere in-between, **IKO Cambridge® Architectural shingles** come in a wide range of stunning color blends to express your personality, reflect your taste and potentially boost your home's resale value too.

Their modern, laminated two-piece design provides the depth, dimension and texture of genuine wood shakes for an upscale appearance without the upscale price tag. Now unleash your exterior designer and dress up your home with an exciting new look, for less than you might expect.



# PERFORMANCE You Can Trust.

- 1 **LAMINATE ADHESIVE.** Five strips of our tough, construction-grade adhesive are used to laminate the shim to the tooth.
- 2 **BUILT-IN ALGAE RESISTANCE.** Special colorfast granules embedded in the shingles' surface help inhibit the growth of blue-green algae that can cause unattractive black stains, streaks and discoloration.
- 3 **CORE STRENGTH.** Our resilient fiberglass mat is coated top and bottom with weathering asphalt, then surfaced with colored granules. It's heavy-duty for exceptional durability and structural integrity.
- 4 **EXCEPTIONAL BONDING.** IKO's FastLock® sealant on the shingles' bottom edge gets extra-tacky when activated by the sun's heat. This creates a strong bond to help ensure maximum protection against wind uplift, blow-off and water penetration.

## THE IKO ADVANTAGE

Limited Warranty <sup>1</sup>	Limited Lifetime
Iron Clad Protection <sup>1</sup>	10 Years
Limited Wind Warranty <sup>1</sup>	110 mph (177 km/h)
Limited High-Wind Warranty Upgrade <sup>1,2</sup>	130 mph (210 km/h)
Blue-Green Algae Resistant <sup>1</sup>	Yes


## PRODUCT SPECIFICATIONS<sup>3</sup>

Length	40 7/8 in (1038 mm)
Width	13 3/4 in (349 mm)
Exposure	5 7/8 in (149 mm)
Coverage per Bundle	33 1/3 ft <sup>2</sup> (3.1 m <sup>2</sup> )
<i>[ 3 bundles = 1 full square = 100 sq ft coverage ]</i>	

## STANDARDS<sup>4</sup>

ASTM D3462, ASTM D3018, ASTM D3161 – Class F,  
ASTM D7158 – Class H, ASTM E108/UL 790 – Class A.

*Note: Product and color availability may vary by region. Products with Miami Dade NOA, FBC product approval and Texas Department of Insurance listings are available. Please contact IKO for details. <sup>1</sup>See Limited Warranty at IKO.com for complete terms, conditions, restrictions and application requirements. Shingles must be applied in accordance with application instructions and local building code requirements. <sup>2</sup>High-wind application is required. <sup>3</sup>All values shown are approximate. <sup>4</sup>Products are developed with reference to these standards.*



**IMPORTANT!** To ensure complete satisfaction, please view several full-size



---

## Masonry bid

1 message

---

**David Ross** <davidrossmasonry@gmail.com>  
To: bobpearson31@gmail.com

Sat, May 28, 2022 at 6:44 PM

Work to be done on the east side of the Kave underneath the awning.

Relay brick on south east lower corner where they are falling out , then tuck point the rest of the areas under the awning that have cracked mortar joints.

Price for work listed above : \$1,800.00

Sent from my iPhone



# MLE ENTERPRISES

MATT ELLETT- OWNER

JUNE 3RD 2022

## **ESTIMATE:** FOR: THE KAVE LOCATION: 123 WASHINGTON AVE, HAMPSHIRE, IL

**THE FOLLOWING ESTIMATE INCLUDES ALL LABOR AND MATERIALS TO COMPLETE JOB. THE FOLLOWING WORK WILL INCLUDE:**

- 1. POWER WAS SOFIT, FAGIA, GUTTERS, AND SIDING**
- 2. PAINT EXTERIOR FENCING AROUND DUMPSTER**
- 3. PAINT EXTERIOR CINDER BLOCK ALONG ENTIRE REAR OF BUILDING, CONTINUING ALONG THE ALLEY ON THE WEST SIDE OF BUILDING..**
- 4. SAND, RE-STAIN AND POLYURETHANE OAK TRIM AND PANELS THAT SURROUND BOTH THE FRONT AND SIDE ENTRY DOORS,**
- 5. SCRAPE, CAULK AND PAINT ALL UPPER EXTERIOR WINDOWS ON REAR OF BUILDING TO MATCH THE NEWLY PAINTED FRONT AND SIDE WINDOWS. ( COLORS SCHEME TO MATCH)**
- 6. REPAIR AND PAINT UPPER STRUCTURE AT TOP OF STAIRS LEADING TO FLAT ROOF ( COLORS TO MATCH )**

**ALL PAINTS AND STAINS WILL SHERWIN WILLIAMS TOP OF THE LINE PRODUCTS.**

**TOTAL ESTIMATE \$ 2,900.00**